

Electric height adjustable desks ConSet Australia



ConSet Australia

Electric height adjustable desks

501-19



501-19

Stand-alone or grouped tables

501-19 Center is sturdy and compact with a symmetrical design that allows access from all sides. Add the optional 75mm heavy duty locking castors and rechargeable battery and you have complete mobility without any wires. 501-19 Basic is excellent for grouping tables together. With 80 kg as maximum load it can be used with a variety of tabletops.

Electric height adjustable desks

501-19



Electric height adjustable desks

501-23



Electric height adjustable desks

501-23



501-23

Strong and stylish

501-23 is strong and stylish with integrated cable management. Its expandable length makes it well suited for many top sizes. The symmetrical design makes the frame excellent for conference tables and large work surfaces. Optional 3-column versions accommodate extra long tables and L-shaped configurations. Maximum load is 175 kg.

Electric height adjustable desks

501-33



Electric height adjustable desks

501-33



501-33

Versatile and stylish

An elegant and stylish desk designed with a single telescopic open frame. The square columns give this desk a modern look, which makes it suitable for all kinds of office environments. The 501-33 is available in 3 different colours. Quick and easy to assemble – It's that easy!

Electric height adjustable desks

501-37



Electric height adjustable desks

501-37



501-37

A minimalistic and elegant look

Striking open design defines 501-37. The three stage frame is tested and approved according to ansi / bifma x5.5-2014. The frame is available in black and white. Choose from fixed widths or an expandable bracket for more flexibility. Easily assembled in a few quick steps.

Electric height adjustable desks

501-43



501-43

Modern design and stylish

The 501-43 is a 2 or 3 column desk with a sophisticated look, an open double telescope frame structure and a clean cut. You can recognize the 501-43 by its square column and slender foot design. It is available in 3 different colours. Add the third column and you get a desk, which offers plenty of space for all kinds of job functions. The robust frame makes the 501-43 a strong and durable desk for any office environment.

Electric height adjustable desks

501-43



Electric height adjustable desks

501-88



501-88

Functionality and modern design

The bench 501-88 is very suitable for large office environments and the design makes it easy to separate the desks from each other with a partition screen. Minimize cable clutter and mount a cable tray, which also makes cleaning a lot easier. 501-88 is a functional, robust and durable desk for all purposes.

Electric height adjustable desks


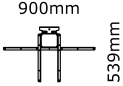

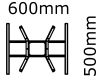

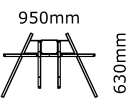

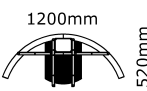
501-88



Electric height adjustable desks

Frames



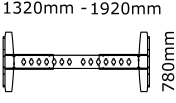

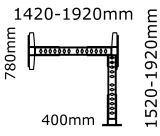
Technical specifications 501-19 | All prices in AUD incl. GST excl. freight

Product photo * featured image	Dimensional drawing * featured image	Item no.	Colour	Frame height min/max (cm) incl. tabletop	Max. speed (mm/sec.)	Maximum load (kg)	List price (\$) (incl. GST)
		501-19 4SW	Silver	68-120	28	80	781
		501-19 4BW *	Black				781
		501-19 4S060	Silver	68-120	28	80	985
		501-19 4B060 *	Black				985
		501-19 4S095	Silver	68-120	28	80	948
		501-19 4B095 *	Black				948
		501-19 4S120	Silver	68-120	28	80	1177
		501-19 4B120 *	Black				1177

Electric height adjustable desks

Frames




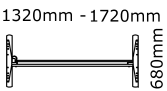
Technical specifications 501-23 | All prices in AUD incl. GST excl. freight

Product photo * featured image	Dimensional drawing * featured image	Item no.	Colour	Frame height min/max (cm) incl. tabletop	Max. speed (mm/sec.)	Maximum load (kg)	List price (\$) (incl. GST)
		501-23 4SW2	Silver	68-120	22	175	1577
		501-23 4SW3	Silver				2262
		501-23 4BW2	Black				1577
		501-23 4BW3 *	Black				2262
		501-23 4S200	Silver	68-120	22	175	1844
		501-23 4B200 *	Black				1844
		501-23 4S190-190A	Silver	68-120	22	175	2651
		501-23 4B190-190A *	Black				2651

Electric height adjustable desks

Frames


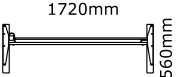

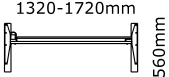
Technical specifications 501-33 | All prices in AUD incl. GST excl. freight

Product photo * featured image	Dimensional drawing * featured image	Item no.	Colour	Frame height min/max (cm) incl. tabletop	Max. speed (mm/sec.)	Maximum load (kg)	List price (\$) (incl. GST)
		501-33 4W072	White	68-118	25	80	559
		501-33 4W092	White				559
		501-33 4W112	White				559
		501-33 4W142	White				559
		501-33 4W152	White				559
		501-33 4W172	White				559
		501-33 4S072	Silver				559
		501-33 4S092	Silver				559
		501-33 4S112	Silver				559
		501-33 4S142	Silver				559
		501-33 4S152	Silver				559
		501-33 4S172	Silver				559
		501-33 4B072	Black				559
		501-33 4B092	Black				559
		501-33 4B112	Black				559
		501-33 4B142	Black				559
		501-33 4B152	Black				559
		501-33 4B172 *	Black				559
		501-33 4W112-152	White	68-118	25	80	589
		501-33 4W132-172	White				589
		501-33 4S112-152	Silver				589
		501-33 4S132-172	Silver				589
		501-33 4B112-152	Black				589
		501-33 4B132-172 *	Black				589

Electric height adjustable desks

Frames


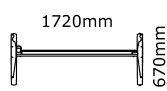

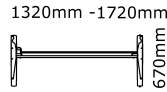

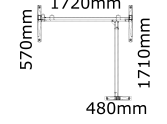
Technical specifications 501-37 | All prices in AUD incl. GST excl. freight

Product photo * featured image	Dimensional drawing * featured image	Item no.	Colour	Frame height min/max (cm) incl. tabletop	Max. speed (mm/sec.)	Maximum load (kg)	List price (\$) (incl. GST)
		501-37 4W072	White	57-122	32	100	662
		501-37 4W092	White				662
		501-37 4W112	White				662
		501-37 4W142	White				662
		501-37 4W152	White				662
		501-37 4W172	White				662
		501-37 4B072	Black				662
		501-37 4B092	Black				662
		501-37 4B112	Black				662
		501-37 4B142	Black				662
		501-37 4B152	Black				662
		501-37 4B172 *	Black				662
		501-37 4W112-152	White	57-122	32	100	692
		501-37 4W132-172	White				692
		501-37 4B112-152	Black				692
		501-37 4B132-172 *	Black				692

Electric height adjustable desks

Frames


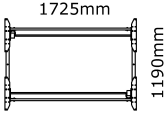

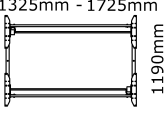
Technical specifications 501-43 | All prices in AUD incl. GST excl. freight

Product photo * featured image	Dimensional drawing * featured image	Item no.	Colour	Frame height min/max (cm) incl. tabletop	Max. speed (mm/sec.)	Maximum load (kg)	List price (\$) (incl. GST)
		501-43 4W072	White	65-125	32	100	718
		501-43 4W092	White				718
		501-43 4W112	White				718
		501-43 4W142	White				718
		501-43 4W152	White				718
		501-43 4W172	White				718
		501-43 4S072	Silver				718
		501-43 4S092	Silver				718
		501-43 4S112	Silver				718
		501-43 4S142	Silver				718
		501-43 4S152	Silver				718
		501-43 4S172	Silver				718
		501-43 4B072	Black				718
		501-43 4B092	Black				718
		501-43 4B112	Black				718
		501-43 4B142	Black				718
		501-43 4B152	Black				718
		501-43 4B172 *	Black				718
		501-43 4W112-152	White	65-125	32	100	748
		501-43 4W132-172	White				748
		501-43 4S112-152	Silver				748
		501-43 4S132-172	Silver				748
		501-43 4B112-152	Black				748
		501-43 4B132-172 *	Black				748
		501-43 4W142-141A	White	65-125	32	100	1196
		501-43 4W172-141A	White				1196
		501-43 4W172-172A	White				1196
		501-43 4S172-141A	Silver				1196
		501-43 4S172-172A	Silver				1196
		501-43 4B172-141A	Black				1196
		501-43 4B172-172A *	Black				1196

Electric height adjustable desks

Frames




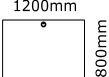

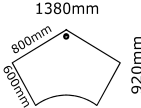

Technical specifications 501-88 | All prices in AUD incl. GST excl. freight

Product photo * featured image	Dimensional drawing * featured image	Item no.	Colour	Frame height min/max (cm) incl. tabletop	Max. speed (mm/sec.)	Maximum load (kg)	List price (\$) (incl. GST)
		501-88 4W112	White	65-125	32	100	1492
		501-88 4W142	White				1492
		501-88 4W152	White				1492
		501-88 4W172	White				1492
		501-88 4B112	Black				1492
		501-88 4B142	Black				1492
		501-88 4B152	Black				1492
		501-88 4B172 *	Black				1492
		501-88 4W112-152	White	65-125	32	100	1552
		501-88 4W132-172	White				1552
		501-88 4B112-152	Black				1552
		501-88 4B132-172 *	Black				1552

Electric height adjustable desks






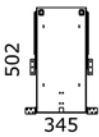

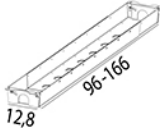




Table tops

List prices (AUD) - incl. GST excl. freight

Item no.	Beech mel.	White mel.	Item no.	Beech mel.	White mel.
080-60S3			117H3		
	131	131		227	227
080-80S3			120-80S3		
	151	151		181	181
100-60S3			138H3		
	171	171		281	281
100-80S3					
	181	181			

Electric height adjustable desks

Accessories

Product photo	Dimensional drawing		Item no.	List price (\$) (incl. GST)
		Control panel - programmable	139250	129
		Set of castors (4) for 501-19 and 501-37	501-19 HXXX	74
		Tilt device for 501-19	501-19 V-HEL	195
		Universal cable-tray, White	501-XX CW096-166	63
		Castorset (4), 501-33	501-XX HXXX	81
		Battery pack, ConSet Frame	BAT-24-1,7	238

Electric height adjustable desks

General information

ONE MOTOR THAT DOES IT ALL

Prolonged sitting has become part of everyday life for many office employees. When you're sitting still in front of a computer for hours every day, the risk of injuries increases and it influences your level of energy. A height adjustable desk from ConSet gives you the ability to go from the sitting to the standing position whenever you wish at the push of a button. The technique in and around the motor is the heart of the desk. It ensures calm and gentle movements when you wish to move the table top either up or down and it ensures that the table top is always evenly adjusted.

With ConSet you get a one-motor-desk that does it all.

- Reliable
- High quality
- Great lifting capacity
- High construction strength
- Good prices

STRENGTH & STABILITY

Stability means everything when you're choosing an office desk. Every height adjustable desk from ConSet is made from quality materials and meet both the EU and Danish working environment authority's demands on a flexible and ergonomic workplace. This ensures you a stable and long lasting desk – and greater employee well-being. Unlike many tables that have two motors, a ConSet table withstands an uneven load. This means that you can place your office equipment anywhere on the table top. The total load on the desk frame must always be within the maximum working load that is specified for each ConSet product.

ENVIRONMENT

At ConSet we think it is important to minimize environmental impacts. We want to take responsibility for ensuring that our products are made respecting the environment. We do this in several ways:

- Our wood products are E1, which is a guarantee that you can buy our tabletops and other wood products in good conscience.
- All electronic equipment meet RoHS framework for the reduction of hazardous substances in electronics, whereby the environmental impact is minimized.
- Through Elretur (Denmark), we ensure that electronic waste is managed environmentally under the WEEE directive.

CE MARKING & PRODUCT APPROVALS

All ConSet electric height adjustable desk frames are CE marked in collaboration with the Technological Institute in Denmark. CE marking is a requirement for height adjustable desk frames and it allows you to be sure that the producer has been through all aspects of security risks. Furthermore, our power supplies are GS-tested (German standard).

EN 527-1/2/3: Dimensions / Mechanical safety requirements / Methods of Test for the Determination of Stability and Strength of the structure
DS/EN 12720-21-22: Furniture - Assessment of surface resistance to cold liquids, wet and dry heat.

CONSET - A DANISH COMPANY

ConSet was founded in 2000 in Denmark, and our basic philosophy was that ergonomics should not be expensive. We began with the idea to develop and manufacture high quality electric height adjustable desks and to make them affordable so more people could experience the benefits of sit-stand desks. The company has succeeded well and now has distribution and subsidiaries throughout the world.



Frames

Black (RAL 9004)



White (RAL 9016)



Silver (RAL 9006)




Tops

Beech melamine



White melamine



Electric height adjustable desks

Combination chart

Frames	Tops													
	080-60S3	080-80S3	100-60S3	100-80S3	117H3	120-80S3	138H3	150-80S3	160-80S3	180-80S3	150-80S3 + 070-60S3	160-80S3 + 080-60S3	180-80S3 + 070-60S3	180-80S3 + 080-60S3
501-88 4X112						•								
501-88 4X142								•						
501-88 4X152									•					
501-88 4X172										•				



Sales ConSet Australia Pty Ltd
Capital Place
Carrum Downs, VIC 3201
Australia

Phone: 03 9775 0425

E-mail: sales@consetaustralia.com.au
Web: www.consetaustralia.com.au

ConSet Australia